

**Shareholding Pattern under Regulation 31 of SEBI (Listing Obligations and Disclosures Requirements) Regulations, 2015**

1.	<b>Name of Listed Entity: DECCAN CEMENTS LIMITED</b>		
2.	<b>Scrip Code : 502137 (BSE), &amp; DECCANCE (NSE)</b>	<b>Name of Scrip: DECCAN CEMENTS LIMITED</b>	<b>Class of Security: EQUITY</b>
3.	<b>Share Holding Pattern Filed under: Reg.31(1)(a)/Reg.31(1)(b)/Reg.31(1)(c):</b>		
	<b>a. if under 31(1)(b) then indicate the report for quarter ending</b>	<b>Reg. 31(1)(b)</b>	
	<b>b. if under 31(1)(c) then indicate date of allotment/extinguishment</b>	<b>30th June 2016</b>	
	<b>b. if under 31(1)(c) then indicate date of allotment/extinguishment</b>	<b>Not Applicable</b>	
4.	<b>Declaration : The Listed entity is required to submit the following declaration to the extent of submission of information:</b>		
	<b>Particulars</b>	<b>YES*</b>	<b>NO*</b>
a	<b>Whether the Listed Entity has issued any partly paid up shares</b>	-	<b>NO*</b>
b	<b>Whether the Listed Entity has issued any Convertible Securities or Warrants?</b>	-	<b>NO*</b>
c	<b>Whether the Listed Entity has any shares against which depository receipts are issued?</b>	-	<b>NO*</b>
d	<b>Whether the Listed Entity has any shares in locked-in?</b>	-	<b>NO*</b>
e	<b>Whether any shares held by promoters are pledge or otherwise encumbered?</b>	-	<b>NO*</b>
<b>*if the Listed Entity selects the option 'NO' for the questions above, the columns for the partly paid up shares, Outstanding Convertible Securities / Warrants, depository receipts, locked-in shares, No of shares pledged or otherwise encumbered by promoters, as applicable, shall not be displayed at the time of dissemination on the Stock Exchange website. Also wherever there is 'No' declared by Listed entity in above table the values will be considered as 'Zero' by default on submission of the format of holding of specified securities.</b>			
5	<b>The tabular format for disclosure of holding of specified securities is as follows:</b>		

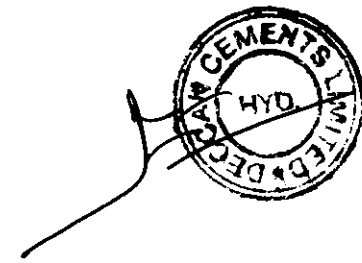


Table I - Summary Statement holding of specified securities

Category	Category of Shareholder	No of Shareholders	No of fully paid up equity shares held	No of Partly paid-up equity shares held	No of Shares Underlying Depository Receipts	Total No of Shares Held (VII) = (IV)+(V)+(VI)	Shareholding as a % of total no of shares (As a % of (A+B+C2))	Number of Voting Rights held in each class of securities			No of Shares Underlying Outstanding convertible securities (Including Warrants)	Shareholding as a % assuming full conversion of convertible Securities (as a percentage of diluted share capital)	Number of Locked In Shares		Number of Shares pledged or otherwise encumbered		Number of equity shares held in dematerialized form	
								No of Voting Rights					Total as a % of (A+B+C)	No.	As a % of total Shares held	No.		As a % of total Shares held
								Class X	Class Y	Total								
(I)	(II)	(III)	(IV)	(V)	(VI)	(VII)	(VIII)	(IX)			(X)	(XI)	(XII)		(XIII)	(XIV)		
(A)	Promoter & Promoter Group	15	3935274	0	0	3935274	56.19	3935274	0	3935274	56.19	0	56.19	0	0.00	0	0.00	3935274
(B)	Public	5718	3068476	0	0	3068476	43.81	3068476	0	3068476	43.81	0	43.81	0	0.00	NA	NA	2823166
(C)	Non Promoter-Non Public																	
(C1)	Shares underlying DRs	0	0	0	0	0	NA	0	0	0	0.00	0	NA	0	0.00	NA	NA	0
(C2)	Shares held by Employees Trusts	0	0	0	0	0	0.00	0	0	0	0.00	0	0.00	0	0.00	NA	NA	0
	<b>Total:</b>	<b>5733</b>	<b>7003750</b>	<b>0</b>	<b>0</b>	<b>7003750</b>	<b>100.00</b>	<b>7003750</b>	<b>0</b>	<b>7003750</b>	<b>100.00</b>	<b>0</b>	<b>100.00</b>	<b>0</b>	<b>0.00</b>	<b>0</b>	<b>0.00</b>	<b>6758440</b>

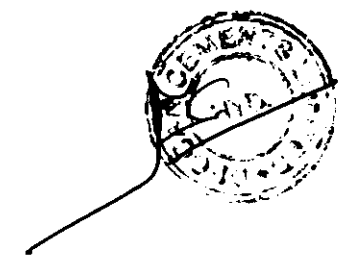


Table II - Statement showing shareholding pattern of the Promoter and Promoter Group

Category	Category & Name of the Shareholder	PAN	No of Shareholders	No of fully paid up equity shares held	No of Partly paid-up equity shares held	No of Shares Underlying Depository Receipts	Total No of Shares Held (IV+V+VI)	Shareholding as a % of total no of shares (calculated as per SCRR, 1957 (VIII) As a % of (A+B+C2)	Number of Voting Rights held in each class of securities			No of Shares Outstanding convertible securities (Including Warrants)	Shareholding as a % assuming full conversion of convertible Securities (as a percentage of diluted share capital) (VII)+[X] As a % of (A+B+C2)	Number of Locked In Shares		Number of Shares pledged or otherwise encumbered		Number of equity shares held in dematerialized form	
									No of Voting Rights					Total as a % of (A+B+C)	No.	As a % of total Shares held	No.		As a % of total Shares held
									Class X	Class Y	Total								
									(IX)						(X)	(XII)			(XIII)
(I)	(II)	(III)	(IV)	(V)	(VI)	(VII)	(VIII)	(IX)			(X)	(XI)	(XII)		(XIII)	(XIV)			
(1)	Indian																		
(a)	Individuals/Hindu undivided Family		15	3935274	0	0	3935274	56.19	3935274	0	3935274	56.19	0	56.19	0	0.00	0	0.00	3935274
	MANTHENA BANGAR RAJU*	ADMPM6021A	2	503343	0	0	503343	7.19	503343	0	503343	7.19	0	7.19	0	0.00	0	0.00	503343
	MANTHENA BANGARRAJU HUF	AAMHM0856Q	1	154235	0	0	154235	2.20	154235	0	154235	2.20	0	2.20	0	0.00	0	0.00	154235
	LAKSHMI MANTHENA**	AARPM4753D	2	65050	0	0	65050	0.93	65050	0	65050	0.93	0	0.93	0	0.00	0	0.00	65050
	PARVATHI PENMETCHA	AAOPP2418F	1	19003	0	0	19003	0.27	19003	0	19003	0.27	0	0.27	0	0.00	0	0.00	19003
(b)	Central Government/State Government(s)		0	0	0	0	0	0.00	0	0	0	0.00	0	0.00	0	0.00	0	0.00	0
(c)	Financial Institutions/Banks		0	0	0	0	0	0.00	0	0	0	0.00	0	0.00	0	0.00	0	0.00	0
(d)	Any Other		0	0	0	0	0	0.00	0	0	0	0.00	0	0.00	0	0.00	0	0.00	0
	Bodies Corporates:																		
	MELVILLE FINVEST LIMITED	AABCM3925E	1	2301856	0	0	2301856	32.87	2301856	0	2301856	32.87	0	32.87	0	0.00	0	0.00	2301856
	SATYASAI INVESTMENTS & LEASING LIMITED	AACCS82388	1	523737	0	0	523737	7.48	523737	0	523737	7.48	0	7.48	0	0.00	0	0.00	523737
	DCL SECURITIES LIMITED	AABCD7077N	1	256000	0	0	256000	3.66	256000	0	256000	3.66	0	3.66	0	0.00	0	0.00	256000
	DCL EKIM LIMITED	AAACD7996B	1	87800	0	0	87800	1.25	87800	0	87800	1.25	0	1.25	0	0.00	0	0.00	87800
	Person Acting in Concert (PAC):																		
	ANIRUDH RAJU PENMETCHA	BAIPP8962K	1	11400	0	0	11400	0.16	11400	0	11400	0.16	0	0.16	0	0.00	0	0.00	11400
	AISHWARYA PENMETCHA	BRUPP3780Q	1	10750	0	0	10750	0.15	10750	0	10750	0.15	0	0.15	0	0.00	0	0.00	10750
	P VARUN RAJU KUMAR	AJNPP0555D	1	1000	0	0	1000	0.01	1000	0	1000	0.01	0	0.01	0	0.00	0	0.00	1000
	PENUMATCHA VENKATA RAMACHANDRA RAJU	AEJPP5916R	1	800	0	0	800	0.01	800	0	800	0.01	0	0.01	0	0.00	0	0.00	800
	VENUGOPAL RAJU PENMETCHA	AFJPP5202K	1	300	0	0	300	0.00	300	0	300	0.00	0	0.00	0	0.00	0	0.00	300
	Sub-Total (A)(1)		15	3935274	0	0	3935274	56.19	3935274	0	3935274	56.19	0	56.19	0	0	0	0	3935274
(2)	Foreign																		
(a)	Individuals (Non-Resident Individuals/Foreign Individuals)		0	0	0	0	0	0.00	0	0	0	0.00	0	0.00	0	0.00	0	0.00	0
(b)	Government		0	0	0	0	0	0.00	0	0	0	0.00	0	0.00	0	0.00	0	0.00	0
(c)	Institutions		0	0	0	0	0	0.00	0	0	0	0.00	0	0.00	0	0.00	0	0.00	0
(d)	Foreign Portfolio Investor		0	0	0	0	0	0.00	0	0	0	0.00	0	0.00	0	0.00	0	0.00	0
(e)	Any Other		0	0	0	0	0	0.00	0	0	0	0.00	0	0.00	0	0.00	0	0.00	0
	Sub-Total (A)(2)		0	0	0	0	0	0.00	0	0	0	0.00	0	0.00	0	0.00	0	0.00	0
	Total Shareholding of Promoter and Promoter Group (A)=(A)(1)+(A)(2)		15	3935274	0	0	3935274	56.19	3935274	0	3935274	56.19	0	56.19	0	0.00	0	0.00	3935274

\* MANTHENA BANGAR RAJU (PAN: ADMPM6021A) 423343 Single Holding and with LAKSHMI MANTHENA (PAN: AARPM4753D) 80000 Joint Holding.

\*\* LAKSHMI MANTHENA (PAN: AARPM4753D) 48750 Single Holding and with MANTHENA BANGAR RAJU (PAN: ADMPM6021A) 16300 Joint Holding.





Table III - Statement showing shareholding pattern of the Public shareholder

Category	Category & Name of the Shareholder	PAN	No of Shareholders	No of fully paid up equity shares held	No of Partly paid-up equity shares held	No of Shares Underlying Depository Receipts	Total No of Shares Held (IV+V+VI)	Shareholding as a % of total no of shares (A+B+C2)	Number of Voting Rights held in each class of securities			No of Shares Outstanding convertible securities (Including Warrants)	Shareholding as a % assuming full conversion of convertible Securities (as a percentage of diluted share capital)	Number of Locked in Shares		Number of Shares pledged or otherwise encumbered		Number of equity shares held in dematerialized form	
									No of Voting Rights					Total as a % of (A+B+C)	No.	As a % of total Shares held	No.		As a % of total Shares held
									Class X	Class Y	Total								
	(I)	(II)	(III)	(IV)	(V)	(VI)	(VII)	(VIII)	(IX)			(X)	(XI)	(XII)		(XIII)	(XIV)		
(1)	Institutions																		
(a)	Mutual Funds		11	575698	0	0	575698	8.22	575698	0	575698	8.22	0	8.22	0	0.00	NA	NA	573198
	UTI-MID CAP FUND	AAATU1088L	1	369269	0	0	369269	5.27	369269	0	369269	5.27	0	5.27	0	0.00	NA	NA	369269
	HSBC INFRASTRUCTURE EQUITY FUND	AAATH2467G	3	112452	0	0	112452	1.61	112452	0	112452	1.61	0	1.61	0	0.00	NA	NA	112452
	IDFC CLASSIC EQUITY FUND	AAETS9556K	2	74041	0	0	74041	1.06	74041	0	74041	1.06	0	1.06	0	0.00	NA	NA	74041
(b)	Venture Capital Funds		0	0	0	0	0	0.00	0	0	0	0.00	0	0.00	0	0.00	NA	NA	0
(c)	Alternate Investment Funds		0	0	0	0	0	0.00	0	0	0	0.00	0	0.00	0	0.00	NA	NA	0
(d)	Foreign Venture Capital Investors		0	0	0	0	0	0.00	0	0	0	0.00	0	0.00	0	0.00	NA	NA	0
(e)	Foreign Portfolio Investors		2	1950	0	0	1950	0.03	1950	0	1950	0.03	0	0.03	0	0.00	NA	NA	1600
(f)	Financial Institutions/Banks		3	1878	0	0	1878	0.03	1878	0	1878	0.03	0	0.03	0	0.00	NA	NA	1384
(g)	Insurance Companies		0	0	0	0	0	0.00	0	0	0	0.00	0	0.00	0	0.00	NA	NA	0
(h)	Provident Funds/Pension Funds		0	0	0	0	0	0.00	0	0	0	0.00	0	0.00	0	0.00	NA	NA	0
(i)	Any Other																		
	Sub Total (B)(1)		16	579526	0	0	579526	8.27	579526	0	579526	8.27	0	8.27	0	0.00	NA	NA	576182
(2)	Central Government/State Government(s)/President of India		0	0	0	0	0	0.00	0	0	0	0.00	0	0.00	0	0.00	NA	NA	0
	Sub Total (B)(2)		0	0	0	0	0	0.00	0	0	0	0.00	0	0.00	0	0.00	NA	NA	0
(3)	Non-Institutions																		
(a)	i. Individual shareholders holding nominal share capital up to Rs.2 lakhs		5301	1269008	0	0	1269008	18.12	1269008	0	1269008	18.12	0	18.12	0	0.00	NA	NA	1032802
	ii. Individual shareholders holding nominal share capital in excess of Rs. 2 Lakhs		2	45920	0	0	45920	0.66	45920	0	45920	0.66	0	0.66	0	0.00	NA	NA	45920
(b)	NBFCs Registered with RBI		1	80	0	0	80	0.00	80	0	80	0.00	0	0.00	0	0.00	NA	NA	80
(c)	Employee Trusts		0	0	0	0	0	0.00	0	0	0	0.00	0	0.00	0	0.00	NA	NA	0
(d)	Overseas Depositories (Holding DRs)(Balancing figure)		0	0	0	0	0	0.00	0	0	0	0.00	0	0.00	0	0.00	NA	NA	0
(e)	Any Other																		
	TRUSTS		1	500	0	0	500	0.01	500	0	500	0.01	0	0.01	0	0.00	NA	NA	500
	NON RESIDENT INDIANS		24	672245	0	0	672245	9.60	672245	0	672245	9.60	0	9.60	0	0.00	NA	NA	672245
	CLEARING MEMBERS		101	15335	0	0	15335	0.22	15335	0	15335	0.22	0	0.22	0	0.00	NA	NA	15335
	BODIES CORPORATES		272	485862	0	0	485862	6.94	485862	0	485862	6.94	0	6.94	0	0.00	NA	NA	480102
	RICKY ISHWARDAS KIRPALANI	AABPK3275E	2	311076	0	0	311076	4.44	311076	0	311076	4.44	0	4.44	0	0.00	NA	NA	311076
	KESWANI HARESH	AAXP7866C	1	348550	0	0	348550	4.98	348550	0	348550	4.98	0	4.98	0	0.00	NA	NA	348550
	IL AND FS TRUST CO LTD	AAACI6832K	1	275652	0	0	275652	3.94	275652	0	275652	3.94	0	3.94	0	0.00	NA	NA	275652
	Sub Total (B)(3)		5702	2488950	0	0	2488950	35.54	2488950	0	2488950	35.54	0	35.54	0	0.00			2246984
	Total Public Shareholding (B) = (B)(1)+(B)(2)+(B)(3)		5718	3068476	0	0	3068476	43.81	3068476	0	3068476	43.81	0	43.81	0	0.00			2823166



**Details of the Shareholders acting as persons in Concert including their shareholding (No. and %) as on 30/06/2016**

Sno	Name of Person Acting in Concert (PAC)	Shares held	% Equity
1	KESWANI HARESH	348550	4.98
2	RICKY ISHWARDAS KIRPALANI	311076	4.44
3	IL AND FS TRUST CO LTD	275652	3.94
4	POONAM I KIRPALANI	11450	0.16
5	JOHNNY KIRPALANI	10118	0.14
6	ALISHA KIRPALANI 'JOHNNY KIRPALANI	6514	0.09
	<b>Total</b>	<b>963360</b>	<b>13.75</b>



Table IV - Statement showing shareholding pattern of the Non Promoter - Non Public Shareholder

Category	Category & Name of the Shareholder	PAN	No of Shareholders	No of fully paid up equity shares held	No of Partly paid-up equity shares held	No of Shares Underlying Depository Receipts	Total No of Shares Held (IV+V+VI)	Shareholding as a % of total no of shares (A+B+C2)	Number of Voting Rights held in each class of securities			No of Shares Underlying Outstanding convertible securities (Including Warrants)	Shareholding as a % assuming full conversion of convertible Securities (as a percentage of diluted share capital)	Number of Locked in Shares		Number of Shares pledged or otherwise encumbered		Number of equity shares held in dematerialized form	
									No of Voting Rights					Total as a % of (A+B+C)	No.	As a % of total Shares held	No.		As a % of total Shares held
									Class X	Class Y	Total								
	(I)	(II)	(III)	(IV)	(V)	(VI)	(VII)	(VIII)	(IX)			(X)	(XI)	(XII)		(XIII)	(XIV)		
(1)	Custodian/DR Holder		0	0	0	0	0	0.00	0	0	0	0.00	0	0.00	0	0.00	NA	NA	0
(2)	Employee Benefit Trust (under SEBI(Share based Employee Benefit) Regulations 2014)		0	0	0	0	0	0.00	0	0	0	0.00	0	0.00	0	0.00	NA	NA	0
	<b>Total Non-Promoter-Non Public Shareholding (C) = (C)(1)+(C)(2)</b>		<b>0</b>	<b>0</b>	<b>0</b>	<b>0</b>	<b>0</b>	<b>0.00</b>	<b>0</b>	<b>0</b>	<b>0</b>	<b>0.00</b>	<b>0</b>	<b>0.00</b>	<b>0</b>	<b>0.00</b>			<b>0</b>

