


(1)(a) STATEMENT SHOWING SHAREHOLDING PATTERN IN CLAUSE-35			
NAME OF THE COMPANY:	DECCAN CEMENTS LIMITED		
SCRIP CODE:	502137 (BSE) & DECCANCE (NSE)	Name of the Scrip: DECCAN CEMENTS LIMITED	
Class of Security:	EQUITY		
QUARTER ENDED:	30/09/2014		
Partly paid-up shares	No. of partly paid-up shares	As a % of total no. of partly paid-up shares	As a % of total no. of shares of the Company.
Held by promoter/promoter group	0	0	0
Held by Public	0	0	0
Total:	0	0	0
Outstanding convertible securities:	No. of outstanding securities	As a % of total no. of outstanding convertible securities.	As a % of total no. of shares of the Company assuming full conversion of the convertible securities
Held by promoter/promoter group	0	0	0
Held by Public	0	0	0
Total:	0	0	0
Warrants:	No. of warrants	As a % of total no. of warrants	As a % of total no. of shares of the Company, assuming full conversion of warrants
Held by promoter/promoter group	0	0	0
Held by Public	0	0	0
Total:	0	0	0
Total paid-up capital of the Company, assuming full conversion of warrants and convertible securities	Rs. 7,00,37,500 (7003750) equity shares of Rs. 10/- each)		




CATEGORY CODE	CATEGORY OF SHAREHOLDER	NO OF SHAREHOLDERS	TOTAL NUMBER OF SHARES	NO OF SHARES HELD IN DEMATERIALIZED FORM	TOTAL SHAREHOLDING AS A % OF TOTAL NO OF SHARES		SHARES PLEDGE OR OTHERWISE ENCUMBERED	
					AS a PERCENTAGE of (A+B)	As a PERCENTAGE of (A+B+C)	NUMBER OF SHARES	AS a PERCENTAGE
(I)	(II)	(III)	(IV)	(V)	(VI)	(VII)	(VIII)	(IX)=(VIII)/(IV)*100
(A)	PROMOTER AND PROMOTER GROUP							
(1)	INDIAN							
(a)	Individual /HUF	6	741631	741631	10.59	10.59	0	0.00
(b)	Central Government/State Government(s)	0	0	0	0.00	0.00	0	0.00
(c)	Bodies Corporate	4	3169393	3169393	45.25	45.25	0	0.00
(d)	Financial Institutions / Banks	0	0	0	0.00	0.00	0	0.00
(e)	Others	6	24250	23350	0.35	0.35	0	0.00
	Sub-Total A(1) :	16	3935274	3934374	56.19	56.19	0	0.00
(2)	FOREIGN							
(a)	Individuals (NRIs/Foreign Individuals)	0	0	0	0.00	0.00	0	0.00
(b)	Bodies Corporate	0	0	0	0.00	0.00	0	0.00
(c)	Institutions	0	0	0	0.00	0.00	0	0.00
(d)	Qualified Foreign Investor	0	0	0	0.00	0.00	0	0.00
(e)	Others	0	0	0	0.00	0.00	0	0.00
	Sub-Total A(2) :	0	0	0	0.00	0.00	0	0.00
	Total Shareholding of Promoter and Promoter group A = A(1) + A(2)	16	3935274	3934374	56.19	56.19	0	0.00
(B)	PUBLIC SHAREHOLDING							
(1)	INSTITUTIONS							
(a)	Mutual Funds /UTI	5	198343	195843	2.83	2.83	0	0.00
(b)	Financial Institutions /Banks	2	494	0	0.01	0.01	0	0.00
(c)	Central Government / State Government(s)	0	0	0	0.00	0.00	0	0.00
(d)	Venture Capital Funds	0	0	0	0.00	0.00	0	0.00
(e)	Insurance Companies	0	0	0	0.00	0.00	0	0.00
(f)	Foreign Institutional Investors	2	1950	1600	0.03	0.03	0	0.00
(g)	Foreign Venture Capital Investors	0	0	0	0.00	0.00	0	0.00
(h)	Qualified Foreign Investor	0	0	0	0.00	0.00	0	0.00
(i)	Others	0	0	0	0.00	0.00	0	0.00
	Sub-Total B(1) :	9	200787	197443	2.87	2.87	0	0.00




CATEGORY CODE	CATEGORY OF SHAREHOLDER	NO OF SHAREHOLDERS	TOTAL NUMBER OF SHARES	NO OF SHARES HELD IN DEMATERIALIZED FORM	TOTAL SHAREHOLDING AS A % OF TOTAL NO OF SHARES		SHARES PLEDGE OR OTHERWISE ENCUMBERED	
					AS a PERCENTAGE of (A+B)	As a PERCENTAGE of (A+B+C)	NUMBER OF SHARES	AS a PERCENTAGE
(I)	(II)	(III)	(IV)	(V)	(VI)	(VII)	(VIII)	(IX)=(VIII)/(IV)*100
(2)	NON-INSTITUTIONS							
(a)	Bodies Corporate	152	913438	907678	13.04	13.04	0	0.00
(b)	Individuals							
	(i) Individuals holding nominal share capital upto Rs.1 lakh	3648	883824	616783	12.62	12.62	0	0.00
	(ii) Individuals holding nominal share capital in excess of Rs.1 lakh	13	360707	338207	5.15	5.15	0	0.00
(c)	Others							
	NON RESIDENT INDIANS	28	703007	703007	10.04	10.04	0	0.00
	CLEARING MEMBERS	29	6713	6713	0.10	0.10	0	0.00
(d)	Qualified Foreign Investor	0	0	0	0.00	0.00	0	0.00
	Sub-Total B(2) :	3870	2867689	2572388	40.95	40.95	0	0.00
	Total B=B(1)+B(2) :	3879	3068476	2769831	43.81	43.81	0	0.00
	Total (A+B) :	3895	7003750	6704205	100.00	100.00	0	0.00
(C)	Shares held by custodians, against which Depository Receipts have been issued							
(1)	Promoter and Promoter Group	0	0	0	0.00	0.00	0	0.00
(2)	Public	0	0	0	0.00	0.00	0	0.00
	GRAND TOTAL (A+B+C) :	3895	7003750	6704205	100.00	0.00	0	0.00




(I)(b) Statement showing holding of securities (including shares, warrants, convertible securities) of persons belonging to the category "Promoter and Promoter Group"												
Sr.No	Name of the Shareholder	Details of Shares held		Encumbered shares (*)			Details of Warrants		Details of convertible securities		Total Shares (including underlying shares assuming full conversion of warrants and convertible securities) as a % of diluted share capital	
		No. of Shares held	As a % of grand total (A)+(B)+(C)	Pledge Shares	As a percentage	AS a % of grand total (A) + (B) + (C) of sub-clause (I)(a)	Number of warrants held	As a % total number of warrants of the same class	Number of convertible securities held	As a % total number of convertible securities of the same class		
(I)	(II)	(III)	(IV)	(V)	(VI)=(V)/(III)*100	(VII)	(VIII)	(IX)	(X)	(XI)	(XII)	
1	MELVILLE FINVEST LIMITED	2301856	32.87	0	0.00	0.00	0	0.00	0	0.00	32.87	
2	SATYASAI INVESTMENTS & LEASING LIMITED	523737	7.48	0	0.00	0.00	0	0.00	0	0.00	7.48	
3	MANTHENA BANGAR RAJU	423343	6.04	0	0.00	0.00	0	0.00	0	0.00	6.04	
4	DCL SECURITIES LIMITED	256000	3.66	0	0.00	0.00	0	0.00	0	0.00	3.66	
5	MANTHENA BANGARRAJU HUF	154235	2.20	0	0.00	0.00	0	0.00	0	0.00	2.20	
6	DCL EXIM LIMITED	87800	1.25	0	0.00	0.00	0	0.00	0	0.00	1.25	
7	BANGAR RAJU MANTHENA	80000	1.14	0	0.00	0.00	0	0.00	0	0.00	1.14	
8	LAKSHMI MANTHENA	48750	0.70	0	0.00	0.00	0	0.00	0	0.00	0.70	
9	PARVATHI PENMETCHA	19003	0.27	0	0.00	0.00	0	0.00	0	0.00	0.27	
10	LAKSHMI MANTHENA	16300	0.23	0	0.00	0.00	0	0.00	0	0.00	0.23	
11	ANIRUDH RAJU PENMETCHA (PAC)	11300	0.16	0	0.00	0.00	0	0.00	0	0.00	0.16	
12	AISHWARYA PENMETCHA (PAC)	10750	0.15	0	0.00	0.00	0	0.00	0	0.00	0.15	
13	P VARUN RAJU KUMAR (PAC)	1000	0.01	0	0.00	0.00	0	0.00	0	0.00	0.01	
14	PENUMATCHA VENKATA RAMACHANDRA RAJU (PAC)	800	0.01	0	0.00	0.00	0	0.00	0	0.00	0.01	
15	VENUGOPAL RAJU PENMETCHA(PAC)	300	0.00	0	0.00	0.00	0	0.00	0	0.00	0.00	
16	PENUMATCHA ANIRUDH (PAC)	100	0.00	0	0.00	0.00	0	0.00	0	0.00	0.00	
	TOTAL :	3935274	56.19	0	0.00	0.00	0	0.00	0	0.00	56.19	



(I)(c)(i) Statement showing holding of securities (including shares, warrants, convertible securities) of persons belonging to the category "Public" and holding more than 1% of the total number of shares								
Sr.No.	Name of the shareholder	Number of shares held	Shares as a percentage of total number of shares {i.e., Grant total (A)+(B)+(C) indicated in Statement at para (I)(a) above}	Details of warrants		Details of convertible securities		Total shares (including underlying shares assuming full conversion of warrants and convertible securities) as a % of diluted share capital)
				Number of warrants held	As a % total number of warrants of the same class	Number of convertible securities held	% w.r.t total number of convertible securities of the same class	
1	IL AND FS TRUST CO LTD	706876	10.09	0	0.00	0	0.00	10.09
2	KESWANI HARESH	349550	4.99	0	0.00	0	0.00	4.99
3	RICKY ISHWARDAS KIRPALANI	250000	3.57	0	0.00	0	0.00	3.57
4	UTI-MID CAP FUND	194543	2.78	0	0.00	0	0.00	2.78
5	RICKY ISHWARDAS KIRPALANI	89981	1.28	0	0.00	0	0.00	1.28
6	MINAL BHARAT PATEL	88000	1.26	0	0.00	0	0.00	1.26
	TOTAL :	1678950	23.97	0	0.00	0	0.00	23.97



(I)(c)(ii) Statement showing holding of securities (including shares, warrants, convertible securities) of persons (together with PAC) belonging to the category "Public" and holding more than 5% of the total number of shares of the company								
Sr.No.	Name(s) of the shareholder(s) and the Persons Acting in Concert (PAC) with them	Number of shares held	Shares as a percentage of total number of shares (i.e., Grant total (A)+(B)+(C) indicated in Statement at para (I)(a) above)	Details of warrants		Details of convertible securities		Total shares (including underlying shares assuming full conversion of warrants and convertible securities) as a % of diluted share capital)
				Number of warrants held	As a % total number of warrants of the same class	Number of convertible securities held	% w.r.t total number of convertible securities of the same class	
1	IL AND FS TRUST CO LTD	706876	10.09	0	0.00	0	0.00	10.09
2	KESWANI HARESH	349550	4.99	0	0.00	0	0.00	4.99
3	RICKY ISHWARDAS KIRPALANI	250000	3.57	0	0.00	0	0.00	3.57
4	RICKY ISHWARDAS KIRPALANI	89981	1.28	0	0.00	0	0.00	1.28
5	JOHNNY KIRPALANI	12138	0.17	0	0.00	0	0.00	0.17
6	POONAM I KIRPALANI	11450	0.16	0	0.00	0	0.00	0.16
7	ALISHA KIRPALANI	6614	0.09	0	0.00	0	0.00	0.09
	JOHNNY KIRPALANI							
	TOTAL :	1426609	20.37	0	0.00	0	0.00	20.37



(I)(d) STATEMENT SHOWING DETAILS OF LOCKED-IN SHARES"				
Sr.No.	Name of the shareholder	Number of locked-in shares	Locked-in shares as a (%) percentage of total number of shares {i.e, Grand Total (A)+(B)+(C) Indicated in Statement at para (I)(a) above}	Promoter/Promoter Group/Public
	TOTAL :	0	0	0



(II)(a) STATEMENT SHOWING DETAILS OF DEPOSITORY RECEIPTS (DRS)				
Sr.No.	Type of outstanding DR (ADRs,GDRs,SDRs,etc.)	Number of outstanding DRs	Number of shares underlying outstanding DRs	Shares underlying outstanding DRs as a percentage of total number of shares {i.e., Grand Total (A)+(B)+(C) indicated in Statement at Para(I)(a) above}
	TOTAL :	0	0	0

