

(1)(a) STATEMENT SHOWING SHAREHOLDING PATTERN IN CLAUSE-35			
NAME OF THE COMPANY:DECCAN CEMENTS LIMITED			
SCRIP CODE:	502137 (BSE) & DECCANCE (NSE)	Name of the Scrip: DECCAN CEMENTS LIMITED	
Class of Security:	EQUITY		
QUARTER ENDED:	30/09/2013		
Partly paid-up shares	No. of partly paid-up shares	As a % of total no. of partly paid-up shares	As a % of total no. of shares of the Company.
Held by promoter/promoter group	0	0	0
Held by Public	0	0	0
Total:	0	0	0
Outstanding convertible securities:	No. of outstanding securities	As a % of total no. of outstanding convertible securities.	As a % of total no. of shares of the Company assuming full conversion of the convertible securities
Held by promoter/promoter group	0	0	0
Held by Public	0	0	0
Total:	0	0	0
Warrants:	No. of warrants	As a % of total no. of warrants	As a % of total no. of shares of the Company, assuming full conversion of warrants
Held by promoter/promoter group	0	0	0
Held by Public	0	0	0
Total:	0	0	0
Total paid-up capital of the Company, assuming full conversion of warrants and convertible securities	Rs.7,00,37,500 (7003750 equity shares of Rs.10/- each)		




CATEGORY CODE	CATEGORY OF SHAREHOLDER	NO OF SHAREHOLDERS	TOTAL NUMBER OF SHARES	NO OF SHARES HELD IN DEMATERIALIZED FORM	TOTAL SHAREHOLDING AS A % OF TOTAL NO OF SHARES		SHARES PLEDGE OR OTHERWISE ENCUMBERED	
					AS a PERCENTAGE of (A+B)	As a PERCENTAGE of (A+B+C)	NUMBER OF SHARES	AS a PERCENTAGE
(I)	(II)	(III)	(IV)	(V)	(VI)	(VII)	(VIII)	(IX)=(VIII)/(IV)*100
(A)	PROMOTER AND PROMOTER GROUP							
(1)	INDIAN							
(a)	Individual /HUF	6	741631	741631	10.59	10.59	0	0.00
(b)	Central Government/State Government(s)	0	0	0	0.00	0.00	0	0.00
(c)	Bodies Corporate	4	3162479	3162479	45.15	45.15	0	0.00
(d)	Financial Institutions / Banks	0	0	0	0.00	0.00	0	0.00
(e)	Others	6	24250	23350	0.35	0.35	0	0.00
	Sub-Total A(1) :	16	3928360	3927460	56.09	56.09	0	0.00
(2)	FOREIGN							
(a)	Individuals (NRIs/Foreign Individuals)	0	0	0	0.00	0.00	0	0.00
(b)	Bodies Corporate	0	0	0	0.00	0.00	0	0.00
(c)	Institutions	0	0	0	0.00	0.00	0	0.00
(d)	Qualified Foreign Investor	0	0	0	0.00	0.00	0	0.00
(e)	Others	0	0	0	0.00	0.00	0	0.00
	Sub-Total A(2) :	0	0	0	0.00	0.00	0	0.00
	Total A=A(1)+A(2)	16	3928360	3927460	56.09	56.09	0	0.00
(B)	PUBLIC SHAREHOLDING							
(1)	INSTITUTIONS						NA	NA
(a)	Mutual Funds /UTI	4	3800	1300	0.05	0.05		
(b)	Financial Institutions /Banks	2	494	0	0.01	0.01		
(c)	Central Government / State Government(s)	0	0	0	0.00	0.00		
(d)	Venture Capital Funds	0	0	0	0.00	0.00		
(e)	Insurance Companies	0	0	0	0.00	0.00		
(f)	Foreign Institutional Investors	2	1950	1600	0.03	0.03		
(g)	Foreign Venture Capital Investors	0	0	0	0.00	0.00		
(h)	Qualified Foreign Investor	0	0	0	0.00	0.00		
(i)	Others	0	0	0	0.00	0.00		
	Sub-Total B(1) :	8	6244	2900	0.09	0.09		

Handwritten signature and circular stamp, likely a company seal or official mark, located in the bottom right corner of the page.


CATEGORY CODE	CATEGORY OF SHAREHOLDER	NO OF SHAREHOLDERS	TOTAL NUMBER OF SHARES	NO OF SHARES HELD IN DEMATERIALIZED FORM	TOTAL SHAREHOLDING AS A % OF TOTAL NO OF SHARES		SHARES PLEDGE OR OTHERWISE ENCUMBERED	
					AS a PERCENTAGE of (A+B)	As a PERCENTAGE of (A+B+C)	NUMBER OF SHARES	AS a PERCENTAGE
(I)	(II)	(III)	(IV)	(V)	(VI)	(VII)	(VIII)	(IX)=[VIII]/(IV)*100
(2)	NON-INSTITUTIONS							
(a)	Bodies Corporate	117	986230	980420	14.08	14.08		
(b)	Individuals							
	(i) Individuals holding nominal share capital upto Rs.1 lakh	3805	905571	628621	12.93	12.93		
	(ii) Individuals holding nominal share capital in excess of Rs.1 lakh	16	470179	447679	6.71	6.71		
(c)	Others							
	NON RESIDENT INDIANS	27	706966	706966	10.09	10.09		
	CLEARING MEMBERS	1	200	200	0.00	0.00		
(d)	Qualified Foreign Investor	0	0	0	0.00	0.00		
	Sub-Total B(2) :	3966	3069146	2763886	43.82	43.82		
	Total B=B(1)+B(2) :	3974	3075390	2766786	43.91	43.91		
	Total (A+B) :	3990	7003750	6694246	100.00	100.00		
(C)	Shares held by custodians, against which Depository Receipts have been issued							
(1)	Promoter and Promoter Group							
(2)	Public	0	0	0	0.00	0.00		
	GRAND TOTAL (A+B+C) :	3990	7003750	6694246	100.00	0.00	0	0.00




(i)(b) Statement showing holding of securities (including shares, warrants, convertible securities) of persons belonging to the category "Promoter and Promoter Group"												
Sr.No	Name of the Shareholder	Details of Shares held		Encumbered shares (*)			Details of Warrants		Details of convertible securities		Total Shares (including underlying shares assuming full conversion of warrants and convertible securities) as a % of diluted share capital	
		No. of Shares held	As a % of grand total (A)+(B)+(C)	Pledge Shares	AS a percentage	AS a % of grand total (A) + (B) + (C) of sub-clause (I)(a)	Number of warrants held	As a % total number of warrants of the same class	Number of convertible securities held	As a % total number of convertible securities of the same class		
(I)	(II)	(III)	(IV)	(V)	(VI)=(V)/(III)*100	(VII)	(VIII)	(IX)	(X)	(XI)	(XII)	
1	MELVILLE FINVEST LIMITED	2294942	32.77	0	0.00	0.00	0	0.00	0	0.00	32.77	
2	SATYASAI INVESTMENTS & LEASING LIMITED	523737	7.48	0	0.00	0.00	0	0.00	0	0.00	7.48	
3	MANTHENA BANGAR RAJU	423343	6.04	0	0.00	0.00	0	0.00	0	0.00	6.04	
4	DCL SECURITIES LIMITED	256000	3.66	0	0.00	0.00	0	0.00	0	0.00	3.66	
5	MANTHENA BANGARRAJU HUF	154235	2.20	0	0.00	0.00	0	0.00	0	0.00	2.20	
6	DCL EXIM LIMITED	87800	1.25	0	0.00	0.00	0	0.00	0	0.00	1.25	
7	BANGAR RAJU MANTHENA	80000	1.14	0	0.00	0.00	0	0.00	0	0.00	1.14	
8	LAKSHMI MANTHENA	48750	0.70	0	0.00	0.00	0	0.00	0	0.00	0.70	
9	PARVATHI PENMETCHA	19003	0.27	0	0.00	0.00	0	0.00	0	0.00	0.27	
10	LAKSHMI MANTHENA	16300	0.23	0	0.00	0.00	0	0.00	0	0.00	0.23	
11	ANIRUDH RAJU PENMETCHA (PAC)	11300	0.16	0	0.00	0.00	0	0.00	0	0.00	0.16	
12	AISHWARYA PENMETCHA (PAC)	10750	0.15	0	0.00	0.00	0	0.00	0	0.00	0.15	
13	P VARUN RAJU KUMAR (PAC)	1000	0.01	0	0.00	0.00	0	0.00	0	0.00	0.01	
14	PENUMATCHA VENKATA RAMACHANDRA RAJU (PAC)	800	0.01	0	0.00	0.00	0	0.00	0	0.00	0.01	
15	VENUGOPAL RAJU PENMETCHA (PAC)	300	0.00	0	0.00	0.00	0	0.00	0	0.00	0.00	
16	PENUMATCHA ANIRUDH (PAC)	100	0.00	0	0.00	0.00	0	0.00	0	0.00	0.00	
	TOTAL :	3928360	56.09	0	0.00	0.00	0	0.00	0	0.00	56.09	



(l)(c)(i) Statement showing holding of securities (including shares, warrants, convertible securities) of persons belonging to the category "Public" and holding more than 1% of the total number of shares								
Sr.No.	Name of the shareholder	Number of shares held	Shares as a percentage of total number of shares (i.e., Grant total (A)+(B)+(C) indicated in Statement at para (l)(a) above)	Details of warrants		Details of convertible securities		Total shares (including underlying shares assuming full conversion of warrants and convertible securities) as a % of diluted share capital)
				Number of warrants held	As a % total number of warrants of the same class	Number of convertible securities held	% w.r.t total number of convertible securities of the same class	
1	IL AND FS TRUST CO LTD	759594	10.85	0	0.00	0	0.00	10.85
2	KESWANI HARESH	349550	4.99	0	0.00	0	0.00	4.99
3	RICKY ISHWARDAS KIRPALANI	250000	3.57	0	0.00	0	0.00	3.57
4	SUNIDHI CAPITAL PVT LTD	100000	1.43	0	0.00	0	0.00	1.43
5	HARDIK BHARAT PATEL	98912	1.41	0	0.00	0	0.00	1.41
6	RICKY ISHWARDAS KIRPALANI	91057	1.30	0	0.00	0	0.00	1.30
	TOTAL :	1649113	23.55	0	0.00	0	0.00	23.55



(I)(d) STATEMENT SHOWING DETAILS OF LOCKED-IN SHARES"				
Sr.No.	Name of the shareholder	Number of locked-in shares	Locked-in shares as a (%) percentage of total number of shares {i.e, Grand Total (A)+(B)+(C) Indicated in Statement at para (I)(a) above}	Promoter/Promoter Group/Public
TOTAL :		0	0	



(II)(a) STATEMENT SHOWING DETAILS OF DEPOSITORY RECEIPTS (DRS)				
Sr.No.	Type of outstanding DR (ADRs,GDRs,SDRs,etc.)	Number of outstanding DRs	Number of shares underlying outstanding DRs	Shares underlying outstanding DRs as a percentage of total number of shares (i.e., Grand Total (A)+(B)+(C) indicated in Statement at Para(I)(a) above)
TOTAL :		0	0	0



(II)(b)	Statement showing Holding of Depository Receipts (DRs), where underlying shares held by "Promoter/Promoter group" are in excess of 1% of the total number shares.			
Sr.No.	Name of the DR Holder	Type of outstanding DR (ADRs,GDRs,SDRs, etc.)	Number of shares underlying outstanding DRs	Shares underlying outstanding DRs as a percentage of total number of shares (i.e., Grand Total (A)+(B)+(C) indicated in Statement at para(I)(a) above}
			0	0
	TOTAL :		0	0

