




<b>(1)(a) STATEMENT SHOWING SHAREHOLDING PATTERN IN CLAUSE-35</b>			
<b>NAME OF THE COMPANY: DECCAN CEMENTS LIMITED</b>			
<b>SCRIP CODE:</b>	<b>502137 (BSE) &amp; DECCANCE (NSE)</b>	<b>Name of the Scrip: DECCAN CEMENTS LIMITED</b>	
<b>Class of Security:</b>	<b>EQUITY</b>		
<b>QUARTER ENDED:</b>	<b>30/06/2013</b>		
<b>Partly paid-up shares</b>	<b>No. of partly paid-up shares</b>	<b>As a % of total no. of partly paid-up shares</b>	<b>As a % of total no. of shares of the Company.</b>
Held by promoter/promoter group	0	0	0
Held by Public	0	0	0
<b>Total:</b>	<b>0</b>	<b>0</b>	<b>0</b>
<b>Outstanding convertible securities:</b>	<b>No. of outstanding securities</b>	<b>As a % of total no. of outstanding convertible securities.</b>	<b>As a % of total no. of shares of the Company assuming full conversion of the convertible securities</b>
Held by promoter/promoter group	0	0	0
Held by Public	0	0	0
<b>Total:</b>	<b>0</b>	<b>0</b>	<b>0</b>
<b>Warrants:</b>	<b>No. of warrants</b>	<b>As a % of total no. of warrants</b>	<b>As a % of total no. of shares of the Company, assuming full conversion of warrants</b>
Held by promoter/promoter group	0	0	0
Held by Public	0	0	0
<b>Total:</b>	<b>0</b>	<b>0</b>	<b>0</b>
<b>Total paid-up capital of the Company, assuming full conversion of warrants and convertible securities</b>	Rs.7,00,37,500 (7003750 equity shares of Rs.10/- each)		




CATEGORY CODE	CATEGORY OF SHAREHOLDER	NO OF SHAREHOLDERS	TOTAL NUMBER OF SHARES	NO OF SHARES HELD IN DEMATERIALIZED FORM	TOTAL SHAREHOLDING AS A % OF TOTAL NO OF SHARES		SHARES PLEDGE OR OTHERWISE ENCUMBERED	
					AS a PERCENTAGE of (A+B)	As a PERCENTAGE of (A+B+C)	NUMBER OF SHARES	AS a PERCENTAGE
(I)	(II)	(III)	(IV)	(V)	(VI)	(VII)	(VIII)	(IX)=(VIII)/(IV)*100
<b>(A)</b>	<b>PROMOTER AND PROMOTER GROUP</b>							
(1)	INDIAN							
(a)	Individual /HUF	6	741631	741631	10.59	10.59	0	0.00
(b)	Central Government/State Government(s)	0	0	0	0.00	0.00	0	0.00
(c)	Bodies Corporate	4	3162378	3162378	45.15	45.15	0	0.00
(d)	Financial Institutions / Banks	0	0	0	0.00	0.00	0	0.00
(e)	Others - Person Acting in Concert (PAC)	6	24250	23350	0.35	0.35	0	0.00
	<b>Sub-Total A(1) :</b>	<b>16</b>	<b>3928259</b>	<b>3927359</b>	<b>56.09</b>	<b>56.09</b>	<b>0</b>	<b>0.00</b>
(2)	FOREIGN							
(a)	Individuals (NRIs/Foreign Individuals)	0	0	0	0.00	0.00	0	0.00
(b)	Bodies Corporate	0	0	0	0.00	0.00	0	0.00
(c)	Institutions	0	0	0	0.00	0.00	0	0.00
(d)	Qualified Foreign Investor	0	0	0	0.00	0.00	0	0.00
(e)	Others	0	0	0	0.00	0.00	0	0.00
	<b>Sub-Total A(2) :</b>	<b>0</b>	<b>0</b>	<b>0</b>	<b>0.00</b>	<b>0.00</b>	<b>0</b>	<b>0.00</b>
	<b>Total A=A(1)+A(2)</b>	<b>16</b>	<b>3928259</b>	<b>3927359</b>	<b>56.09</b>	<b>56.09</b>	<b>0</b>	<b>0.00</b>
<b>(B)</b>	<b>PUBLIC SHAREHOLDING</b>							
(1)	INSTITUTIONS							
(a)	Mutual Funds /UTI	4	3800	1300	0.05	0.05		
(b)	Financial Institutions /Banks	2	494	0	0.01	0.01		
(c)	Central Government / State Government(s)	0	0	0	0.00	0.00		
(d)	Venture Capital Funds	0	0	0	0.00	0.00		
(e)	Insurance Companies	0	0	0	0.00	0.00		
(f)	Foreign Institutional Investors	2	1950	1600	0.03	0.03		
(g)	Foreign Venture Capital Investors	0	0	0	0.00	0.00		
(h)	Qualified Foreign Investor	0	0	0	0.00	0.00		
(i)	Others	0	0	0	0.00	0.00		
	<b>Sub-Total B(1) :</b>	<b>8</b>	<b>6244</b>	<b>2900</b>	<b>0.09</b>	<b>0.09</b>		
(2)	NON-INSTITUTIONS							
(a)	Bodies Corporate	119	873603	867793	12.47	12.47		




CATEGORY CODE	CATEGORY OF SHAREHOLDER	NO OF SHAREHOLDERS	TOTAL NUMBER OF SHARES	NO OF SHARES HELD IN DEMATERIALIZED FORM	TOTAL SHAREHOLDING AS A % OF TOTAL NO OF SHARES		SHARES PLEDGE OR OTHERWISE ENCUMBERED	
					AS a PERCENTAGE of (A+B)	As a PERCENTAGE of (A+B+C)	NUMBER OF SHARES	AS a PERCENTAGE
(I)	(II)	(III)	(IV)	(V)	(VI)	(VII)	(VIII)	(IX)=(VIII)/(IV)*100
(b)	Individuals							
	(i) Individuals holding nominal share capital upto Rs.1 lakh	3814	918503	640748	13.11	13.11		
	(ii) Individuals holding nominal share capital in excess of Rs.1 lakh	16	570115	547615	8.14	8.14		
(c)	Others							
	NON RESIDENT INDIANS	27	706966	706966	10.09	10.09		
	CLEARING MEMBERS	2	60	60	0.00	0.00		
(d)	Qualified Foreign Investor	0	0	0	0.00	0.00		
	Sub-Total B(2) :	3978	3069247	2763182	43.82	43.82		
	Total B=B(1)+B(2) :	3986	3075491	2766082	43.91	43.91		
	Total (A+B) :	4002	7003750	6693441	100.00	100.00		
(C)	Shares held by custodians, against which Depository Receipts have been issued							
(1)	Promoter and Promoter Group							
(2)	Public	0	0	0	0.00	0.00		
	<b>GRAND TOTAL (A+B+C) :</b>	<b>4002</b>	<b>7003750</b>	<b>6693441</b>	<b>100.00</b>	<b>100.00</b>	<b>0</b>	<b>0.00</b>




(I)(b) Statement showing holding of securities (including shares, warrants, convertible securities) of persons belonging to the category "Promoter and Promoter Group"											
Sr.No	Name of the Shareholder	Details of Shares held		Encumbered shares (*)			Details of Warrants		Details of convertible securities		Total Shares (including underlying shares assuming full conversion of warrants and convertible securities) as a % of diluted share capital
		No. of Shares held	As a % of grand total (A)+(B)+(C)	Pledge Shares	AS a percentage	AS a % of grand total (A) + (B) + (C) of sub-clause (I)(a)	Number of warrants held	As a % total number of warrants of the same class	Number of convertible securities held	As a % total number of convertible securities of the same class	
(I)	(II)	(III)	(IV)	(V)	(VI)=(V)/(III)*100	(VII)	(VIII)	(IX)	(X)	(XI)	(XII)
1	MELVILLIE FINVEST LIMITED	2294841	32.77	0	0.00	0.00	0	0.00	0	0.00	32.77
2	SATYASAI INVESTMENTS & LEASING LIMITED	523737	7.48	0	0.00	0.00	0	0.00	0	0.00	7.48
3	MANTHENA BANGAR RAJU	423343	6.04	0	0.00	0.00	0	0.00	0	0.00	6.04
4	DCL SECURITIES LIMITED	256000	3.66	0	0.00	0.00	0	0.00	0	0.00	3.66
5	MANTHENA BANGARRAJU HUF	154235	2.20	0	0.00	0.00	0	0.00	0	0.00	2.20
6	DCL EXIM LIMITED	87800	1.25	0	0.00	0.00	0	0.00	0	0.00	1.25
7	BANGAR RAJU MANTHENA	80000	1.14	0	0.00	0.00	0	0.00	0	0.00	1.14
8	LAKSHMI MANTHENA	48750	0.70	0	0.00	0.00	0	0.00	0	0.00	0.70
9	PARVATHI PENMETCHA	19003	0.27	0	0.00	0.00	0	0.00	0	0.00	0.27
10	LAKSHMI MANTHENA	16300	0.23	0	0.00	0.00	0	0.00	0	0.00	0.23
11	ANIRUDH RAJU PENMETCHA (PAC)	11300	0.16	0	0.00	0.00	0	0.00	0	0.00	0.16
12	AISHWARYA PENMETCHA (PAC)	10750	0.15	0	0.00	0.00	0	0.00	0	0.00	0.15
13	P VARUN RAJU KUMAR (PAC)	1000	0.01	0	0.00	0.00	0	0.00	0	0.00	0.01
14	PENUMATCHA VENKATA RAMACHANDRA RAJU (PAC)	800	0.01	0	0.00	0.00	0	0.00	0	0.00	0.01
15	VENUGOPAL RAJU PENMETCHA (PAC)	300	0.00	0	0.00	0.00	0	0.00	0	0.00	0.00
16	PENUMATCHA ANIRUDH (PAC)	100	0.00	0	0.00	0.00	0	0.00	0	0.00	0.00
	<b>TOTAL :</b>	<b>3928259</b>	<b>56.09</b>	<b>0</b>	<b>0.00</b>	<b>0.00</b>	<b>0</b>	<b>0.00</b>	<b>0</b>	<b>0.00</b>	<b>56.09</b>




(I)(c)(i) Statement showing holding of securities (including shares, warrants, convertible securities) of persons belonging to the category "Public" and holding more than 1% of the total number of shares								
Sr.No.	Name of the shareholder	Number of shares held	Shares as a percentage of total number of shares (i.e., Grant total (A)+(B)+(C) indicated in Statement at para (I)(a) above)	Details of warrants		Details of convertible securities		Total shares (including underlying shares assuming full conversion of warrants and convertible securities) as a % of diluted share capital)
				Number of warrants held	As a % total number of warrants of the same class	Number of convertible securities held	% w.r.t total number of convertible securities of the same class	
1	IL AND FS TRUST CO LTD	746460	10.66	0	0.00	0	0.00	10.66
2	KESWANI HARESH	349550	4.99	0	0.00	0	0.00	4.99
3	RICKY ISHWARDAS KIRPALANI	250000	3.57	0	0.00	0	0.00	3.57
4	HARDIK BHARAT PATEL	198912	2.84	0	0.00	0	0.00	2.84
5	RICKY ISHWARDAS KIRPALANI	91057	1.30	0	0.00	0	0.00	1.30
	<b>TOTAL :</b>	<b>1635979</b>	<b>23.36</b>	<b>0</b>	<b>0.00</b>	<b>0</b>	<b>0.00</b>	<b>23.36</b>



(I)(c)(ii) Statement showing holding of securities (including shares, warrants, convertible securities) of persons (together with PAC) belonging to the category "Public" and holding more than 5% of the total number of shares of the company								
Sr.No.	Name(s) of the shareholder(s) and the Persons Acting in Concert (PAC) with them	Number of shares held	Shares as a percentage of total number of shares (i.e., Grant total (A)+(B)+(C) indicated in Statement at para (I)(a) above}	Details of warrants		Details of convertible securities		Total shares (including underlying shares assuming full conversion of warrants and convertible securities) as a % of diluted share capital)
				Number of warrants held	As a % total number of warrants of the same class	Number of convertible securities held	% w.r.t total number of convertible securities of the same class	
1	IL AND FS TRUST CO LTD	746460	10.66	0	0.00	0	0.00	10.66
2	KESWANI HARESH	349550	4.99	0	0.00	0	0.00	4.99
3	RICKY ISHWARDAS KIRPALANI	250000	3.57	0	0.00	0	0.00	3.57
4	RICKY ISHWARDAS KIRPALANI	91057	1.30	0	0.00	0	0.00	1.30
5	JOHNNY KIRPALANI	12592	0.18	0	0.00	0	0.00	0.18
6	ALISHA KIRPALANI	6714	0.10	0	0.00	0	0.00	0.10
	JOHNNY KIRPALANI							
7	ISHWARDAS NAVARAI KIRPALANI	6450	0.09	0	0.00	0	0.00	0.09
	POONAM I KIRPALANI							
8	POONAM I KIRPALANI	5000	0.07	0	0.00	0	0.00	0.07
	ISHWARDAS NAVALRAI KIRPALANI							
	<b>TOTAL :</b>	<b>1467823</b>	<b>20.96</b>	<b>0</b>	<b>0.00</b>	<b>0</b>	<b>0.00</b>	<b>20.96</b>



(l)(d)		STATEMENT SHOWING DETAILS OF LOCKED-IN SHARES"		
Sr.No.	Name of the shareholder	Number of locked-in shares	Locked-in shares as a (%) percentage of total number of shares {i.e, Grand Total (A)+(B)+(C) Indicated in Statement at para (l)(a) above}	Promoter/Promoter Group/Public
	<b>TOTAL :</b>	<b>0</b>	<b>0</b>	



(II)(a) STATEMENT SHOWING DETAILS OF DEPOSITORY RECEIPTS (DRS)				
Sr.No.	Type of outstanding DR (ADRs,GDRs,SDRs,etc.)	Number of outstanding DRs	Number of shares underlying outstanding DRs	Shares underlying outstanding DRs as a percentage of total number of shares {i.e., Grand Total (A)+(B)+(C) indicated in Statement at Para(I)(a) above}
	<b>TOTAL :</b>	0	0	0

