




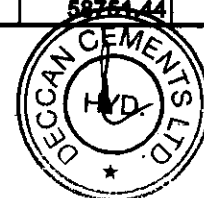
Statement of Unaudited Financial Results for the Quarter and Half year ended 30.09.2017

(Rs. in Lakhs except per share data)

Sl No	Particulars	Quarter Ended			Half Year Ended		Year Ended
		30.09.2017	30.06.2017	30.09.2016	30.09.2017	30.09.2016	31.03.2017
		Unaudited	Unaudited	Unaudited	Unaudited	Unaudited	Audited
I	Revenue from operations	13616.09	16032.35	15092.63	29648.44	29075.67	58589.43
II	Other income	86.28	53.08	55.20	139.36	164.40	299.84
III	Total Income (I + II)	13702.37	16085.43	15147.83	29787.80	29240.07	58889.27
IV	Expenses						
	(a) Cost of materials consumed	1259.31	1209.19	1280.94	2468.50	2505.66	4861.95
	(b) Power and fuel	3734.31	3812.12	3574.22	7546.43	6870.86	14268.58
	(c) Changes in inventories of finished goods, Stock - in - Trade and Work - in - Progress.	82.16	304.01	(102.93)	386.17	(13.89)	(334.56)
	(d) Excise Duty	-	2417.33	2184.17	2417.33	4422.42	9036.60
	(e) Employee benefits expense	691.01	609.02	472.92	1300.03	1011.82	2238.62
	(f) Finance costs	145.81	145.02	176.81	290.83	367.06	747.50
	(g) Depreciation and amortisation expense	573.67	557.73	530.36	1131.40	1050.41	2147.37
	(h) Selling and distribution expenses	4983.00	4105.39	4016.75	9088.39	7449.44	14899.70
	(i) Other expenses	764.45	1120.63	943.47	1885.08	1749.83	3656.38
	Total expenses (IV)	12233.72	14280.44	13076.71	26514.16	25413.61	51522.14
V	Profit / (Loss) before exceptional items and tax (III - IV)	1468.65	1804.99	2071.12	3273.64	3826.46	7367.13
VI	Exceptional Items	-	-	-	-	-	-
VII	Profit / (Loss) before tax (V - VI)	1468.65	1804.99	2071.12	3273.64	3826.46	7367.13
VIII	Tax Expense						
	Current Tax	497.95	609.34	713.12	1107.29	1325.68	2223.17
	Deferred Tax	19.71	56.77	1.37	76.48	(4.49)	327.79
	Earlier Year Tax	-	-	-	-	-	91.93
	MAT Credit Entitlement	-	-	-	-	-	22.46
IX	Profit / (Loss) for the period from continuing operations (VII - VIII)	950.99	1138.88	1356.63	2089.87	2505.27	4701.78
X	Other Comprehensive Income (Net of Tax)	-	-	(6.10)	-	(12.20)	(24.61)
XI	Total Comprehensive Income for the period (IX + X)	950.99	1138.88	1350.53	2089.87	2493.07	4677.17
XII	Paid-up Equity Share capital	700.38	700.38	700.38	700.38	700.38	700.38
XIII	Earning Per Share (face value of Rs.5 /- each)						
	(a) Basic	6.79	8.13	9.64	14.92	17.80	33.39
	(b) Diluted	6.79	8.13	9.64	14.92	17.80	33.39



Statement of Assets and Liabilities		
<i>(Rs. in Lakhs except per share data)</i>		
Particulars	As at 30.09.2017	As at 31.03.2017
	Unaudited	Audited
ASSETS		
Non current assets		
(a) Property, plant and equipment	35124.45	35932.43
(b) Capital work in progress	549.84	9.36
(c) Investment Property	203.97	205.26
(d) Other intangible Assets	1563.48	1563.48
(e) Financial assets		
Investments - Other investments	5.46	5.45
(f) Non - Current Tax Assets (Net)	94.23	77.61
(g) Other Non - Current Assets		
Capital Advances	34.20	554.08
Deposits with Government & Others	2392.53	2634.65
Others	-	50.81
Total non current assets	39968.16	41033.13
Current assets		
(a) Inventories	5573.58	5749.52
(b) Financial assets		
Trade receivables	5849.63	1069.05
Cash and cash equivalents	1354.79	4027.86
Bank Balances other than above	2054.12	1433.00
Loans	22.37	26.91
Interest accrued	28.52	16.43
Government Incentive Receivable	19.65	19.65
Unbilled Revenue - Banked Energy	120.59	116.44
(c) Current Tax Assets (Net)		
(d) Other Current Assets		
Advances for Materials and Stores	1423.94	1111.57
Other Advances	2290.09	745.61
Prepaid Expenses	46.00	39.63
Total Current Assets	18783.28	14355.67
Total Assets	58751.44	55388.80
EQUITY AND LIABILITIES		
Equity		
(a) Equity Share Capital	700.38	700.38
(b) Other Equity	34142.12	32052.25
Total Equity	34842.50	32752.63
Liabilities		
Non current liabilities		
(a) Financial Liabilities		
(i) Borrowings	2362.41	2176.80
(ii) Other financial liabilities		
Security Deposits from Stockists / Dealers	5323.74	4660.88
(b) Provisions	412.77	372.13
(c) Deferred tax liabilities (net)	6193.72	6117.24
(d) Other non-current liabilities		
Deferred Revenue Government Grant	392.97	441.34
Total Non Current Liabilities	14685.61	13768.39
Current liabilities		
(a) Financial Liabilities		
(i) Borrowings	1540.63	3652.61
(ii) Trade payables	4033.89	1778.35
(iii) Other financial liabilities	906.38	802.78
(other than those specified in item (c))		
(b) Other Current Liabilities	2441.19	2083.56
(c) Current Tax Liabilities	257.29	506.53
(d) Provisions	43.95	43.95
Total Liabilities	9223.33	8867.78
Total Equity and Liabilities	58751.44	55388.80



Notes :

- 1 The above results were reviewed by the Audit Committee and approved at the meeting of Board of Directors of the Company held on November 10, 2017.
- 2 (a) The Indian Accounting Standards (Ind AS), as notified under the Companies (Indian Accounting Standards) Rules, 2015, prescribed under section 133 of the Companies Act, 2013 are applicable to the Company for periods commencing on or after April 01, 2017. The results for the quarter and half year ended September 30, 2017 are as per the notified Ind AS. The company has for the first time adopted Ind AS with transition date of April 1, 2016.
- (b) Pursuant to the SEBI Circular CIR/CFD/FAC/62/2016 dated July 05, 2016, the published figures have been recast to Ind AS to the extent applicable to the Company and have been prepared in accordance with the Companies (Indian Accounting Standards) Rules, 2015.
- (c) Reconciliation between the profits as reported earlier and the Ind AS recast profits for the quarter and half year ended September 30, 2016.

(Rs. In Lakhs)

Particulars	Quarter Ended	Half year ended
Net Profit as per previous IGAAP	1345.68	2483.33
Add: Actuarial gain on defined benefit obligation recognised in other comprehensive income	6.10	12.20
Less: Effects of measuring interest on deferred payment Liabilities	(19.29)	(38.58)
Add: Effect of reversal of Government Grant as a result of measuring interest on deferred payment liability	24.19	48.37
Add / (Less) Other adjustments	(0.05)	(0.05)
Net Profit as per Ind AS	1356.63	2505.27
Less: Other Comprehensive Income (Net of Income tax)	(6.10)	(12.20)
Total Comprehensive Income	1350.53	2493.07

- (d) The financial results and other financial information for the quarter and half year ended September 30, 2016 and for the year ended March 31, 2017 have been compiled by the management as per Ind AS, after exercising necessary due diligence, to ensure that the financial results provide true and fair view of the results in accordance with Ind AS. This information has not been subjected to limited review and audit.
- 3 Previous Year / Period figures have been regrouped and recast, wherever necessary, to conform to the current period classification.
- 4 The Statutory Auditors of the Company have conducted limited review of the above results as required under the SEBI (Listing Obligations and Disclosure Requirements) Regulations 2015.
- 5 The shareholders of the company have approved the sub - division of each equity share having a face value of Rs. 10/- into two equity shares having a face value of Rs. 5/- each in the Annual General Meeting held on August 11, 2017. The record date for the sub - division was September 12, 2017. All shares and per share information in the financial results reflect the effect of sub- division for each of period presented.
- 6 Revenue from operations for current quarter are not comparable with previous periods, since sales are net of GST whereas Excise Duties formed part of both revenue and expenses in the previous periods.
- 7 The Company has identified one Operating Segment i.e., Cement Division as per the requirements of Ind AS 108 'Operating Segments'.

for DECCAN CEMENTS LIMITED



P Parvathi

Managing Director

Place : Hyderabad

Date : November 10, 2017

M. ANANDAM & CO.,
CHARTERED ACCOUNTANTS


**INDEPENDENT AUDITOR'S REVIEW REPORT ON REVIEW OF
INTERIM FINANCIAL STATEMENTS**

To
The Board of Directors of **Deccan Cements Limited**

We have reviewed the accompanying statement of unaudited financial results of **Deccan Cements Limited** for the quarter and six months ended 30th September, 2017. This statement is the responsibility of the Company's Management and has been approved by the Board of Directors. Our responsibility is to issue a report on these financial statements based on our review. Attention is drawn to the fact that the figures for the corresponding quarter and six months ended 30th September, 2016 including the reconciliation of total comprehensive income under Indian Accounting Standards ("Ind AS") of that period ended with profit reported under previous generally accepted accounting principles ("GAAP") as reported in these financial results have been approved by the Company's Board of Directors but have not been subjected to review or audit.

We conducted our review in accordance with the Standard on Review Engagement (SRE) 2410, Review of Interim Financial Information performed by the Independent Auditor of the Entity issued by the Institute of Chartered Accountants of India. This standard requires that we plan and perform the review to obtain moderate assurance as to whether the statements are free of material misstatements. A review is limited primarily to inquiries of Company personnel and analytical procedures applied to financial data and thus provide less assurance than an audit. We have not performed an audit and accordingly, we do not express an audit opinion.


Based on our review conducted as above, nothing has come to our attention that causes us to believe that the accompanying statement of unaudited financial results prepared in accordance with applicable accounting standards i.e., Ind AS prescribed under Section 133 of the Companies Act, 2013 read with relevant rules issued there under and other recognized accounting practices and policies has not disclosed the information required to be disclosed in terms of Regulation 33 of the SEBI (Listing Obligations and Disclosure Requirements) Regulations, 2015, read with SEBI Circular No. CIR/CFD/FAC/62/2016 dated 5th July, 2016, including the manner in which it is to be disclosed, or that it contains any material misstatement.



*M.Anandam & Co.,
Chartered Accountants*

The unaudited financial results for the comparative corresponding quarter and six months ended 30th September, 2016 and year ended 31st March, 2017 included in the financial results, are based on the previously issued results of the Company prepared in accordance with Companies (Accounting Standards) Rules, 2006, reviewed by the predecessor auditors, whose review reports dated 8th November, 2016 and 19th May, 2017 expressed an unmodified opinion on those financial results, and has been adjusted by Management for the differences in the accounting principles adopted by the Company on transition to Ind AS.

Place: Hyderabad
Date: 10.11.2017



For M.Anandam & Co.,
Chartered Accountants
(Regn.No.0001255)

M.V.Ranganath
Partner
M.No:028031