


(1)(a) STATEMENT SHOWING SHAREHOLDING PATTERN IN CLAUSE-35			
NAME OF THE COMPANY: DECCAN CEMENTS LIMITED			
SCRIP CODE:	502137 (BSE) & DECCANCE (NSE)	Name of the Scrip: DECCAN CEMENTS LIMITED	
Class of Security:	EQUITY		
QUARTER ENDED:	30/06/2015		
Partly paid-up shares	No. of partly paid-up shares	As a % of total no. of partly paid-up shares	As a % of total no. of shares of the Company.
Held by promoter/promoter group	0	0	0
Held by Public	0	0	0
Total:	0	0	0
Outstanding convertible securities:	No. of outstanding securities	As a % of total no. of outstanding convertible securities.	As a % of total no. of shares of the Company assuming full conversion of the convertible securities
Held by promoter/promoter group	0	0	0
Held by Public	0	0	0
Total:	0	0	0
Warrants:	No. of warrants	As a % of total no. of warrants	As a % of total no. of shares of the Company, assuming full conversion of warrants
Held by promoter/promoter group	0	0	0
Held by Public	0	0	0
Total:	0	0	0
Total paid-up capital of the Company, assuming full conversion of warrants and convertible securities	Rs. 7,00,37,500 (7003750) equity shares of Rs. 10/- each.		




CATEGORY CODE	CATEGORY OF SHAREHOLDER	NO OF SHAREHOLDERS	TOTAL NUMBER OF SHARES	NO OF SHARES HELD IN DEMATERIALIZED FORM	TOTAL SHAREHOLDING AS A % OF TOTAL NO OF SHARES		SHARES PLEDGE OR OTHERWISE ENCUMBERED	
					AS a PERCENTAGE of (A+B)	As a PERCENTAGE of (A+B+C)	NUMBER OF SHARES	AS a PERCENTAGE
(I)	(II)	(III)	(IV)	(V)	(VI)	(VII)	(VIII)	(IX)=(VIII)/(IV)*100
(A)	PROMOTER AND PROMOTER GROUP							
(1)	INDIAN							
(a)	Individual /HUF	6	741631	741631	10.59	10.59	0	0.00
(b)	Central Government/State Government(s)	0	0	0	0.00	0.00	0	0.00
(c)	Bodies Corporate	4	3169393	3169393	45.25	45.25	0	0.00
(d)	Financial Institutions / Banks	0	0	0	0.00	0.00	0	0.00
(e)	Others	6	24250	23350	0.35	0.35	0	0.00
	Sub-Total A(1) :	16	3935274	3934374	56.19	56.19	0	0.00
(2)	FOREIGN							
(a)	Individuals (NRIs/Foreign Individuals)	0	0	0	0.00	0.00	0	0.00
(b)	Bodies Corporate	0	0	0	0.00	0.00	0	0.00
(c)	Institutions	0	0	0	0.00	0.00	0	0.00
(d)	Qualified Foreign Investor	0	0	0	0.00	0.00	0	0.00
(e)	Others	0	0	0	0.00	0.00	0	0.00
	Sub-Total A(2) :	0	0	0	0.00	0.00	0	0.00
	Total A=A(1)+A(2)	16	3935274	3934374	56.19	56.19	0	0.00
(B)	PUBLIC SHAREHOLDING							
(1)	INSTITUTIONS							
(a)	Mutual Funds /UTI	5	353661	351161	5.05	5.05	0	0.00
(b)	Financial Institutions /Banks	2	494	0	0.01	0.01	0	0.00
(c)	Central Government / State Government(s)	0	0	0	0.00	0.00	0	0.00
(d)	Venture Capital Funds	0	0	0	0.00	0.00	0	0.00
(e)	Insurance Companies	0	0	0	0.00	0.00	0	0.00
(f)	Foreign Institutional Investors	2	1950	1600	0.03	0.03	0	0.00
(g)	Foreign Venture Capital Investors	0	0	0	0.00	0.00	0	0.00
(h)	Qualified Foreign Investor	0	0	0	0.00	0.00	0	0.00
(i)	Others	0	0	0	0.00	0.00	0	0.00
	Sub-Total B(1) :	9	356105	352761	5.08	5.08	0	0.00




CATEGORY CODE	CATEGORY OF SHAREHOLDER	NO OF SHAREHOLDERS	TOTAL NUMBER OF SHARES	NO OF SHARES HELD IN DEMATERIALIZED FORM	TOTAL SHAREHOLDING AS A % OF TOTAL NO OF SHARES		SHARES PLEDGE OR OTHERWISE ENCUMBERED	
					AS a PERCENTAGE of (A+B)	As a PERCENTAGE of (A+B+C)	NUMBER OF SHARES	AS a PERCENTAGE
(I)	(II)	(III)	(IV)	(V)	(VI)	(VII)	(VIII)	(IX)=(VIII)/(IV)*100
(2)	NON-INSTITUTIONS						N.A	N.A
(a)	Bodies Corporate	166	874453	868693	12.49	12.49		
(b)	Individuals							
	(i) Individuals holding nominal share capital upto Rs.1 lakh	3850	949440	692039	13.56	13.56		
	(ii) Individuals holding nominal share capital in excess of Rs.1 lakh	11	181374	170124	2.59	2.59		
(c)	Others							
	NON RESIDENT INDIANS	25	702982	702982	10.04	10.04		
	CLEARING MEMBERS	14	4122	4122	0.06	0.06		
(d)	Qualified Foreign Investor	0	0	0	0.00	0.00		
	Sub-Total B(2) :	4066	2712371	2437960	38.73	38.73	N.A	N.A
	Total B=B(1)+B(2) :	4075	3068476	2790721	43.81	43.81	N.A	N.A
	Total (A+B) :	4091	7003750	6725095	100.00	100.00	N.A	N.A
(C)	Shares held by custodians, against which Depository Receipts have been issued				N.A	N.A	N.A	N.A
(1)	Promoter and Promoter Group							
(2)	Public	0	0	0	0.00	0.00		
	GRAND TOTAL (A+B+C) :	4091	7003750	6725095	100.00	#REF!	0	0.00



(i)(b) Statement showing holding of securities (including shares, warrants, convertible securities) of persons belonging to the category "Promoter and Promoter Group"											
Sr.No	Name of the Shareholder	Details of Shares held		Encumbered shares (*)			Details of Warrants		Details of convertible securities		Total Shares (Including underlying shares assuming full conversion of warrants and convertible securities) as a % of diluted share capital
		No. of Shares held	As a % of grand total (A)+(B)+(C)	Pledge Shares	AS a percentage	AS a % of grand total (A) + (B) + (C) of sub-clause (i)(a)	Number of warrants held	As a % total number of warrants of the same class	Number of convertible securities held	As a % total number of convertible securities of the same class	
(i)	(ii)	(iii)	(iv)	(v)	(vi)=(v)/(iii)*100	(vii)	(viii)	(ix)	(x)	(xi)	(xii)
1	MELVILLIE FINVEST LIMITED	2301856	32.87	0	0.00	0.00	0	0.00	0	0.00	32.87
2	SATYASAI INVESTMENTS & LEASING LIMITED	523737	7.48	0	0.00	0.00	0	0.00	0	0.00	7.48
3	MANTHENA BANGAR RAJU	423343	6.04	0	0.00	0.00	0	0.00	0	0.00	6.04
4	DCL SECURITIES LIMITED	256000	3.66	0	0.00	0.00	0	0.00	0	0.00	3.66
5	MANTHENA BANGARRAJU HUF	154235	2.20	0	0.00	0.00	0	0.00	0	0.00	2.20
6	DCL EXIM LIMITED	87800	1.25	0	0.00	0.00	0	0.00	0	0.00	1.25
7	BANGAR RAJU MANTHENA	80000	1.14	0	0.00	0.00	0	0.00	0	0.00	1.14
8	LAKSHMI MANTHENA	48750	0.70	0	0.00	0.00	0	0.00	0	0.00	0.70
9	PARVATHI PENMETCHA	19003	0.27	0	0.00	0.00	0	0.00	0	0.00	0.27
10	LAKSHMI MANTHENA	16300	0.23	0	0.00	0.00	0	0.00	0	0.00	0.23
11	ANIRUDH RAJU PENMETCHA (PAC)	11300	0.16	0	0.00	0.00	0	0.00	0	0.00	0.16
12	ANIRUDH RAJU PENMETCHA (PAC)	100	0.00	0	0.00	0.00	0	0.00	0	0.00	0.00
13	AISHWARYA PENMETCHA (PAC)	10750	0.15	0	0.00	0.00	0	0.00	0	0.00	0.15
14	P VARUN RAJU KUMAR (PAC)	1000	0.01	0	0.00	0.00	0	0.00	0	0.00	0.01
15	PENUMATCHA VENKATA RAMACHANDRA RAJU (PAC)	800	0.01	0	0.00	0.00	0	0.00	0	0.00	0.01
16	VENUGOPAL RAJU PENMETCHA (PAC)	300	0.00	0	0.00	0.00	0	0.00	0	0.00	0.00
	TOTAL :	3935274	56.19	0	0.00	0.00	0	0.00	0	0.00	56.19



(I)(c)(i) Statement showing holding of securities (including shares, warrants, convertible securities) of persons belonging to the category "Public" and holding more than 1% of the total number of shares								
Sr.No.	Name of the shareholder	Number of shares held	Shares as a percentage of total number of shares {i.e., Grant total (A)+(B)+(C) indicated in Statement at para (I)(a) above}	Details of warrants		Details of convertible securities		Total shares (including underlying shares assuming full conversion of warrants and convertible securities) as a % of diluted share capital)
				Number of warrants held	As a % total number of warrants of the same class	Number of convertible securities held	% w.r.t total number of convertible securities of the same class	
1	IL AND FS TRUST CO LTD	669086	9.55	0	0.00	0	0.00	9.55
2	UTI-MID CAP FUND	349861	4.99	0	0.00	0	0.00	4.99
3	KESWANI HARESH	349550	4.99	0	0.00	0	0.00	4.99
4	RICKY ISHWARDAS KIRPALANI	250000	3.57	0	0.00	0	0.00	3.57
5	RICKY ISHWARDAS KIRPALANI	89981	1.28	0	0.00	0	0.00	1.28
	TOTAL :	1708478	24.38	0	0.00	0	0.00	24.38




(I)(c)(ii) Statement showing holding of securities (including shares, warrants, convertible securities) of persons (together with PAC) belonging to the category "Public" and holding more than 5% of the total number of shares of the company								
Sr.No.	Name(s) of the shareholder(s) and the Persons Acting in Concert (PAC) with them	Number of shares held	Shares as a percentage of total number of shares (i.e., Grant total (A)+(B)+(C) indicated in Statement at para (I)(a) above)	Details of warrants		Details of convertible securities		Total shares (including underlying shares assuming full conversion of warrants and convertible securities) as a % of diluted share capital)
				Number of warrants held	As a % total number of warrants of the same class	Number of convertible securities held	% w.r.t total number of convertible securities of the same class	
1	IL AND FS TRUST CO LTD	669086	9.55	0	0.00	0	0.00	9.55
2	KESWANI HARESH	349550	4.99	0	0.00	0	0.00	4.99
3	RICKY ISHWARDAS KIRPALANI	250000	3.57	0	0.00	0	0.00	3.57
4	RICKY ISHWARDAS KIRPALANI	89981	1.28	0	0.00	0	0.00	1.28
5	JOHNNY KIRPALANI	11218	0.16	0	0.00	0	0.00	0.16
6	POONAM I KIRPALANI	11450	0.16	0	0.00	0	0.00	0.16
7	ALISHA KIRPALANI JOHNNY KIRPALANI	6614	0.09	0	0.00	0	0.00	0.09
	TOTAL :	1387899	19.80	0	0.00	0	0.00	19.80



(l)(d) STATEMENT SHOWING DETAILS OF LOCKED-IN SHARES"				
Sr.No.	Name of the shareholder	Number of locked-in shares	Locked-in shares as a (%) percentage of total number of shares {i.e, Grand Total (A)+(B)+(C) Indicated in Statement at para (l)(a) above}	Promoter/Promoter Group/Public
	TOTAL :	0	0	



(II)(a)	STATEMENT SHOWING DETAILS OF DEPOSITORY RECEIPTS (DRS)			
Sr.No.	Type of outstanding DR (ADRs,GDRs,SDRs,etc.)	Number of outstanding DRs	Number of shares underlying outstanding DRs	Shares underlying outstanding DRs as a percentage of total number of shares (i.e., Grand Total {A}+{B}+{C} indicated in Statement at Para(I){a} above)
	TOTAL :	0	0	0



(II)(b)	Statement showing Holding of Depository Receipts (DRs), where underlying shares held by "Promoter/Promoter group" are in excess of 1% of the total number shares.			
Sr.No.	Name of the DR Holder	Type of outstanding DR (ADRs,GDRs,SDRs,etc.)	Number of shares underlying outstanding DRs	Shares underlying outstanding DRs as a percentage of total number of shares {i.e., Grand Total (A)+(B)+(C) indicated in Statement at para(I)(a) above}
	TOTAL :		0	0

